MONITORIZACIÓN CONTÍNUA DE GLUCOSA.

USO COMBINADO ISCI + MCG (640G MEDTRONIC®)

CASO CLÍNICO

Varón de 40 años. Ingeniero de profesión.

DM1 de larga evolución. Complicaciones crónicas: RDN
(2014).

Inicio ICSI por hipoglucemias graves de repetición en 201
Mejoría inicial del problema con empeoramiento posterior c
la percepción de las hipoglucemias, presentando nuevo
episodios de hipoglucemia grave, motivo por el cual inic
ISCI + MCG con Medtronic 640G (Nov 2015).

Registro de las primeras 2 semanas de uso combinado ISC
+ MCG

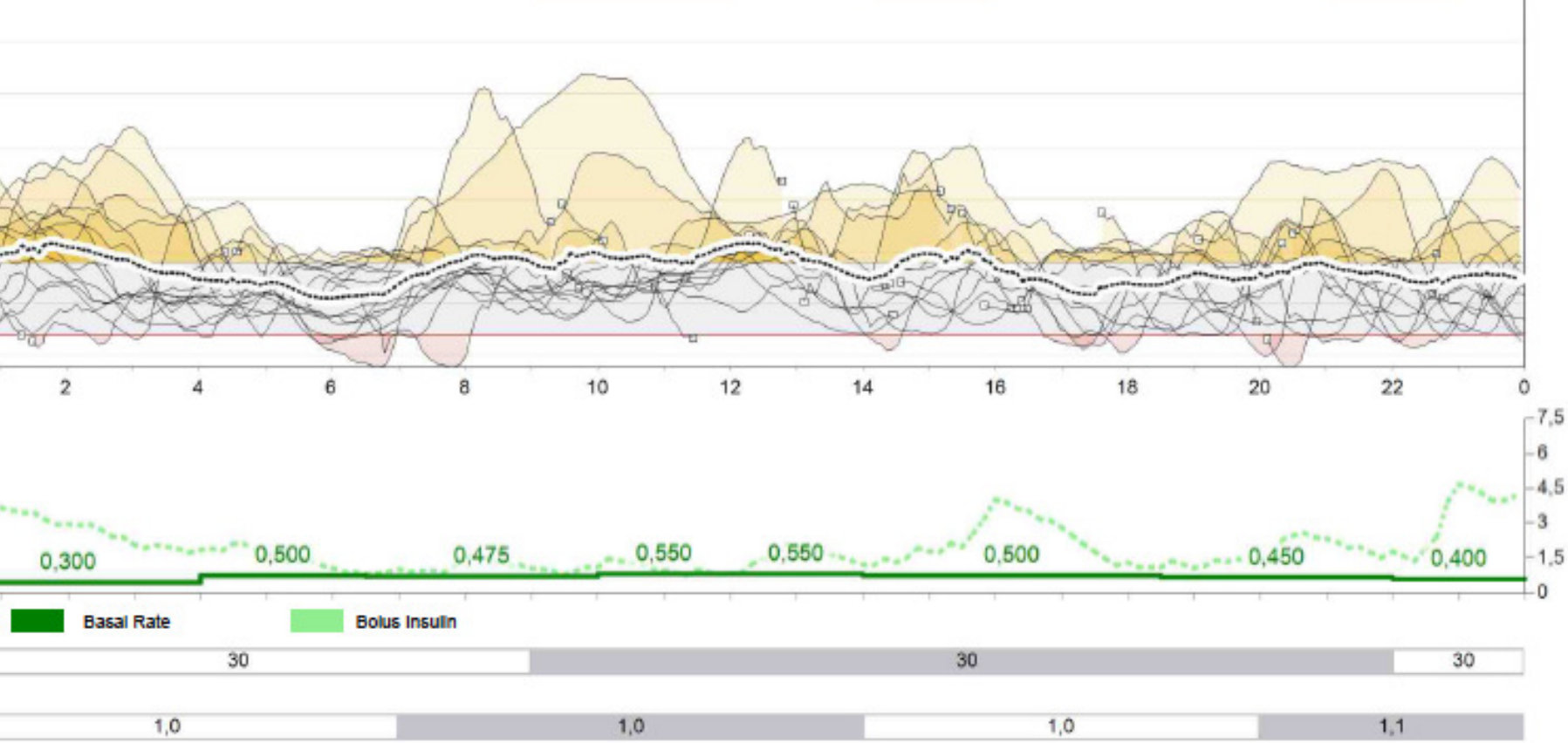

Avg BG	117 ± 4
Estimated A1C	6.3%
BG Readings	4,4 per
Carbs Entered	56,5 ±

Hypoglycemic Patterns (5)**	
	19:50-2
Time Period	5:40-8:
	0:01-0:

Hyperglycemic Patterns (5)**	
	11:30-1
Time Period	0:45-3:
	14:35-1

Pump Use	Per Da
Insulin TDD	41,2 ±
Basal/Bolus Ratio	23 / 77
Manual Boluses	12,3U (
Bolus Wizard	19,3U (
Food	20,4U (
Correction	0,4U (0
Override (+)	1,4U (1
Override (-)	-2,7U (
Total Suspends	3h 26m
Suspend On Low	--
Suspend Before Low	3h 23m

Sensor Use	
Avg SG	133 ± 4
Wear Duration	6d 17h
Low SG Alarms	0,9 per

LIDAD DE DATOS:

mprobar que la fecha y hora son correctas.

mprobar que al menos ha ma e M durante
15 días.

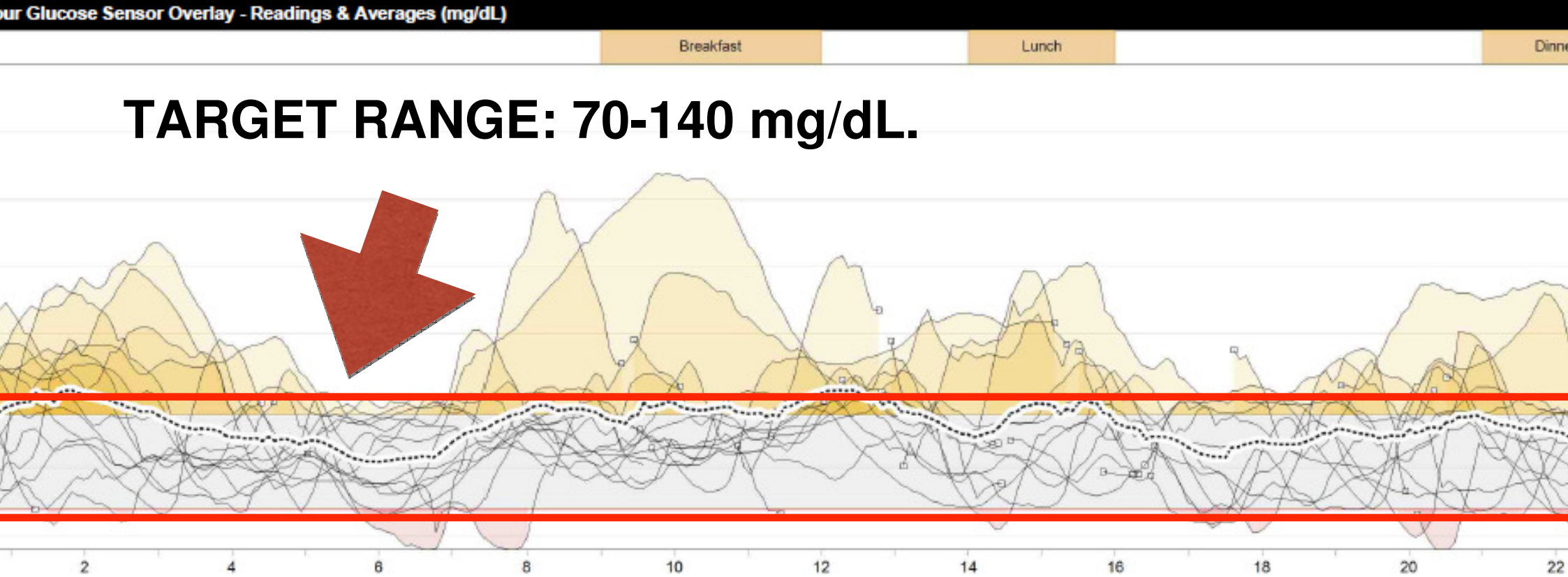

TARGET RANGE: 70-140 mg/dL.

istics	13/11 - 27/11	
Avg BG (mg/dL)	117 ± 48	
BG Readings	63	4,4/day
eadings Above Target	18	29%
eadings Below Target	8	13%
Sensor Avg (mg/dL)	133 ± 44	
vg AUC > 140 (mg/dL)	13,9	13d 20h
Avg AUC < 70 (mg/dL)	0,4	13d 20h
Avg Daily Carbs (ex)	56,5 ± 46,6	
us Insulin/Carbs (U/ex)	0,6	

D. Valorar otro tipo de información que el paciente ha registrado en el dispositivo:

- Raciones de hidratos de carbono ingeridas.
- Dosis de insulina.

Glucose Measurements		Bolus Events					Fill Events				
BG Readings	Sensor Duration (h:mm)	Manual Boluses	Bolus Wizard Events	With Food	With Correction	Overridden	Rewind	Cannula Fills	Cannula Amount (U)	Tubing Fills	Tubing Amount (U)
4	24:00	5	8	8		3					
5	22:35	7	7	6		2	1	1	1	1	12,749
5	23:55	11	7	7	1	4					
5	24:00	7	8	8		3					
1	22:45	3	3	3		2					
6	21:20	3	3	3	1	2	1	1	1	1	11,5129
5	24:00	2	9	8		2					
3	23:50	4	7	6		3					
4	22:20	10	1	1			1	1	1	1	10,7564
6	23:50	6	7	6		3	1	1	1	1	8,8468
7	19:15	6	4	4		1					
3	23:55	4	2	2							
4	23:35	7	4	3	1	1					
3	22:50	8	3	3			1	1	1	1	9,0129

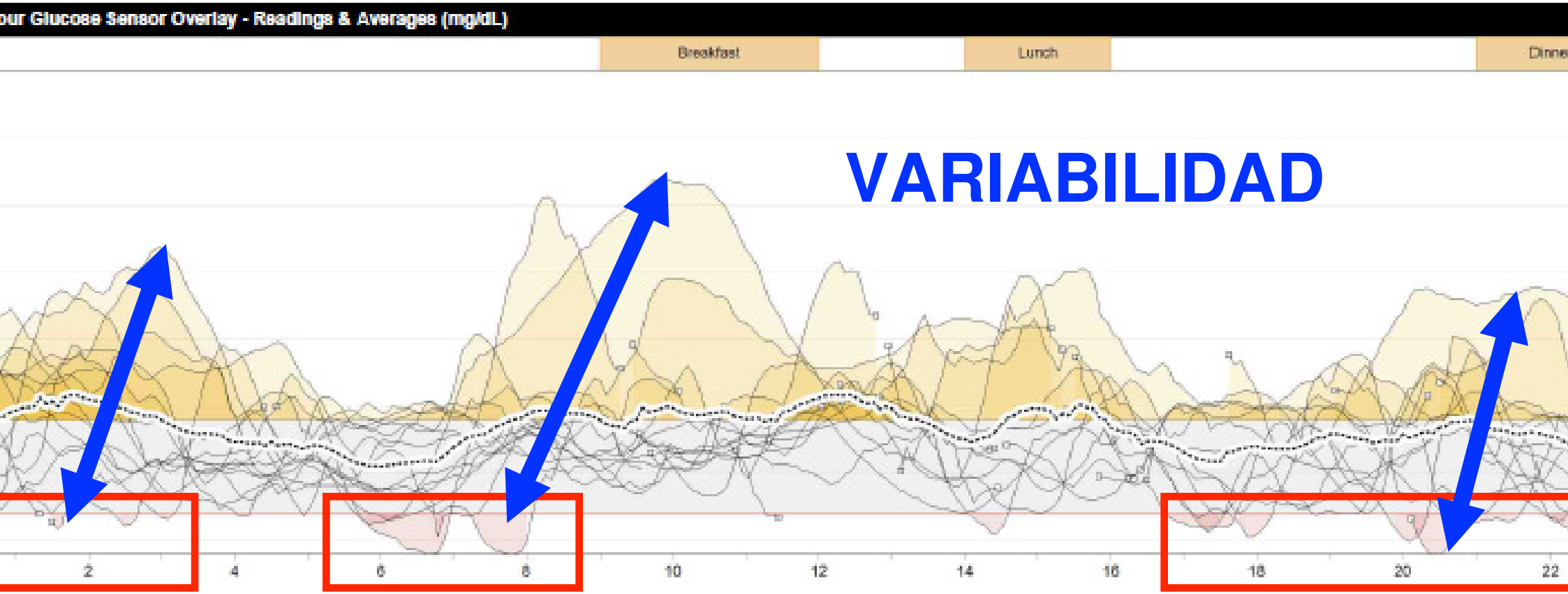

HIPOGLUCEMIA

stics	13/11 - 27/11	
Avg BG (mg/dL)	117 ± 48	
BG Readings	63	4,4/day
eadings Above Target	18	29%
eadings Below Target	8	13%

Pump Use	Per Day
Insulin TDD	41,2 ± 12,2U
Basal/Bolus Ratio	23 / 77
Manual Boluses	12,3U (5,9 boluses
Bolus Wizard	19,3U (5,2 boluses
Food	20,4U (4,9 boluses
Correction	0,4U (0,2 boluses)
Override (+)	1,4U (1,1 boluses)
Override (-)	-2,7U (0,8 boluses)

Glucose Measurements		Bolus Events					Fill Events				
BG Readings	Sensor Duration (h:mm)	Manual Boluses	Bolus Wizard Events	With Food	With Correction	Overridden	Rewind	Cannula Fills	Cannula Amount (U)	Tubing Fills	Tubing Amount (U)
4	24:00	5	8	8		3					
5	22:35	7	7	6		2	1	1	1	1	12,749
5	23:55	11	7	7	1	4					
5	24:00	7	8	8		3					
1	22:45	3	3	3		2					
6	21:20	3	3	3	1	2	1	1	1	1	11,5129
5	24:00	2	9	8		2					
3	23:50	4	7	6		3					
4	22:20	10	1	1			1	1	1	1	10,7564
6	23:50	6	7	6		3	1	1	1	1	8,8468
7	19:15	6	4	4		1					
3	23:55	4	2	2							
4	23:35	7	4	3	1	1					
3	22:50	8	3	3			1	1	1	1	9,0129

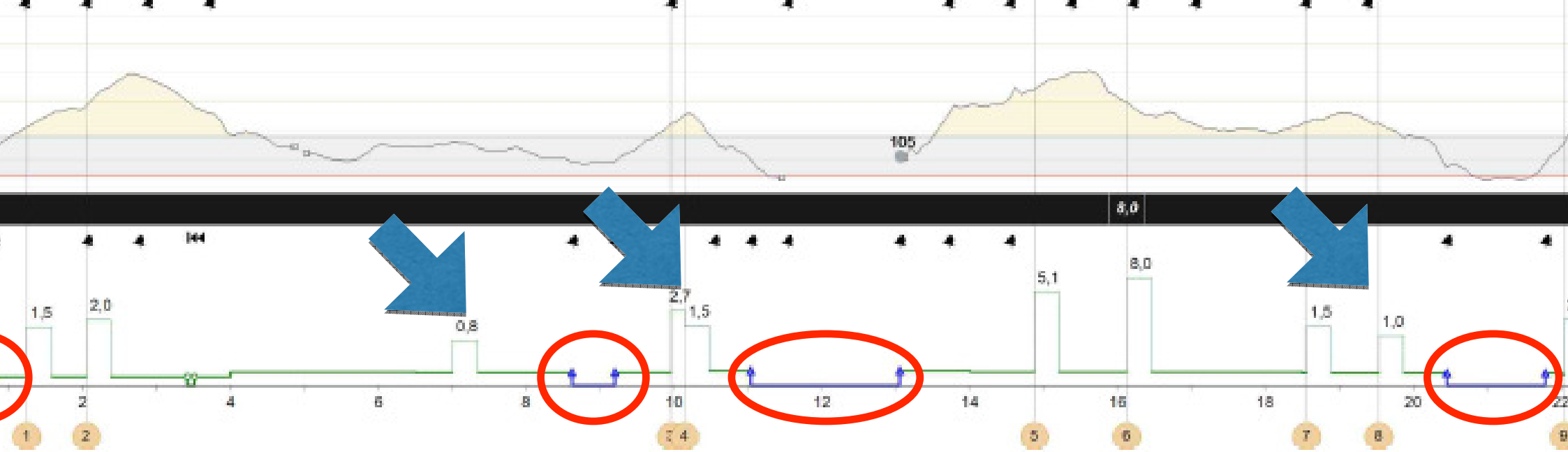

Bolus Events

Bolus Event	1	2	3	4	5	6	7	8	9	10
Time	1:14	2:02	9:57	10:06	14:52	16:07	18:33	19:32	22:02	22:39
Bolus Type	Normal	Normal	Normal	Normal	Normal	Normal	Normal	Normal	Normal	Normal
Delivered Bolus Norm (U)	1,50	2,00	2,70	1,50	5,10	8,00	1,50	1,00	2,00	3,70
+ Square Portion (U, h:mm)	–	–	–	–	–	–	–	–	–	–
Recommended Bolus (U)	–	–	–	–	–	8,00	–	–	–	–
Difference (U)	–	–	–	–	–	–	–	–	–	–
Carbs (ex)	–	–	–	–	–	8,0	–	–	–	–
Carb Ratio Setting (U/ex)	–	–	–	–	–	1,0	–	–	–	–
Food Bolus (U)	–	–	–	–	–	8,00	–	–	–	–
BG (mg/dL)	–	–	–	–	–	–	–	–	–	–
BG Target Setting (mg/dL)	–	–	–	–	–	80 - 130	–	–	–	–
Insulin Sensitivity Setting (mg/dL per U)	–	–	–	–	–	30	–	–	–	–

Bolus Events

Bolus Event	1	2	3	4	5	6	7	8	9	10
Time	0:40	1:16	6:55	10:31	12:46	15:48	20:01	20:06	22:46	23:10
Bolus Type	Normal	Normal	Normal	Normal	Normal	Normal	Normal	Normal	Normal	Normal
Delivered Bolus Norm (U)	1,00	1,00	2,30	1,00	1,00	5,00	2,00	1,00	6,60	1,60
+ Square Portion (U, h:mm)	--	--	--	--	--	--	--	--	--	--
Recommended Bolus (U)	--	--	--	--	0,500	5,00	--	--	6,60	1,60
Difference (U)	--	--	--	--	0,500	--	--	--	--	--
Carbs (ex)	--	--	--	--	--	*5,0*	--	--	*6,0*	*1,5*
Carb Ratio Setting (U/ex)	--	--	--	--	1,0	1,0	--	--	1,1	1,1
Food Bolus (U)	--	--	--	--	--	5,00	--	--	6,60	1,60
BG (mg/dL)	--	--	--	--	**151**	**84**	--	--	--	--
BG Target Setting (mg/dL)	--	--	--	--	80 - 130	80 - 130	--	--	80 - 130	90 - 130
Insulin Sensitivity Setting (mg/dL per U)	--	--	--	--	30	30	--	--	30	30

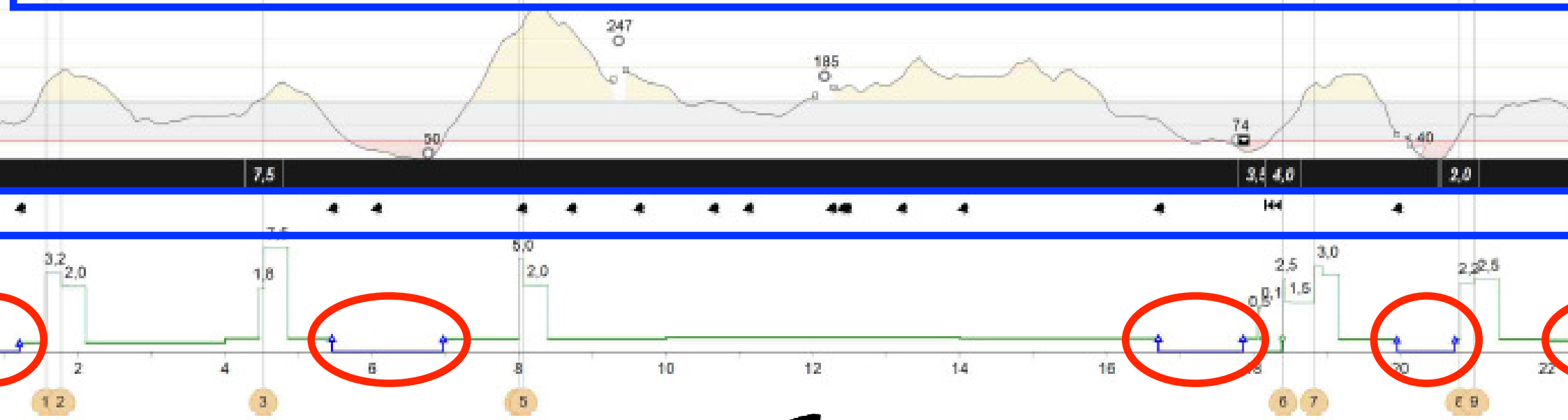

Bolus Events

Bolus Event	1	2	3	4	5	6	7	8	9	10
Time	1:33	1:45	[illegible]	[illegible]	8:03	18:24	18:49	20:46	21:00	22:42
Bolus Type	Normal	Normal	Normal	[illegible]	Normal	Dual	Normal	Normal	Normal	Normal
Delivered Bolus Norm (U)	3,20	2,00	7,[illegible]	[illegible]	[illegible]	2,50	3,00	2,20	2,50	4,00
+ Square Portion (U, h:mm)	–	–	–	[illegible]	[illegible]	1,50 [illegible]	–	–	–	–
Recommended Bolus (U)	–	–	7,50	[illegible]	[illegible]	[illegible]	[illegible]	2,20	–	6,00
Difference (U)	–	[illegible]	–	[illegible]	–	[illegible]	[illegible]	–	–	-2,000
Carbs (ex)	–	[illegible]	7[illegible]	[illegible]	–	[illegible]	[illegible]	2,0	–	5,5
Carb Ratio Setting (U/ex)	–	[illegible]	[illegible]	[illegible]0	–	[illegible]	[illegible]	1,1	–	1,1
Food Bolus (U)	–	[illegible]	[illegible]	[illegible]	–	[illegible]	[illegible]	2,20	–	6,00
BG (mg/dL)	–	[illegible]	[illegible]	[illegible]	[illegible]	[illegible]	–	–	–	92
BG Target Setting (mg/dL)	–	[illegible]	[illegible]	[illegible]0 - 1[illegible]	[illegible]	[illegible]	–	80 - 130	–	80 - 130
Insulin Sensitivity Setting (mg/dL per U)	–	[illegible]	[illegible]	[illegible]	[illegible]	[illegible]	–	30	–	30

or

Sensor	On

Alerts — On (Snooze 0:45)

ne	High (mg/dL)	Alert On High	Alert Before High	Rise Alert Limit (mg/dL)
	150	x		
	160	x		
	170	x		
	160	x		
	160	x		
	150			
	170	x		

Alerts — On (Snooze 0:20)

e	Low (mg/dL)	Suspend	Alert On Low	Alert Before Low	Resume Basal Alert
	60	Before Low	x		
	60	Before Low	x		
	60	Before Low	x		
	60	Before Low	x		
	60	Before Low	x	x	

- LIMITE HIPERGLUCEM
- ALARMA SI SE ACTUA
- REPETIR ALARMA

RECOMENDACIONES

RESENCIA DE MUCHAS ALARMAS DIARIAS (9,5 ALARMAS
UBIR EL LIMITE SUPERIOR DE HIPERGLUCEMIA (200 MG/
ARA EVITAR TANTA SOBRECORRECCION.

EPETIR LA ALARMA DE HIPERGLUCEMIA A LOS 45’ ES MU
RONTO: RETRASAR A 2 H.

ECOMENDABLE QUITAR ALARMA EN PREDICCION DE
POGLUCEMIA (PARA EVITAR INGESTA).

AMBIAR TARGET RANGE A OBJETIVO MAS SEGURO Y
EALISTA (70-180 MG/DL).

VITAR EL USO DE BOLOS MANUALES Y UTILIZAR BOLO